


BHS TREC - Overall Class Scoresheet

Class: 1 - *Open Affiliated Individual*

No	Rider Name	Horse Name	PTV Obstacles										Control of Paces		Overall			
			1 Ridden S-Bend	2 Jump	3 Ridden Corridor	4 Ridden Low Branches	5 Bending	6 Rein-Back	7 Led Corridor	8 Led S-Bend	9 Immobility	10 Led Weighbridge	PTV Total	Canter Score	Walk Score	Score	%	PLACE
61	Alex Pyper	Jasmine	6	8	7	0	7	0	5	6	10	10	59	0	0	59	36.88	
62	Jan Oldham	Josh	3	9	4	10	7	4	7	3	10	4	61	30	19	110	68.75	3rd
63	Nicola Howell	Molly	4	9	7	4	7	0	2	5	10	7	55	24	4	83	51.88	5th
64	Rachel Wilmot	Grindle	9	4	10	1	7	4	10	10	10	10	75	30	9	114	71.25	1st
65	Ina West	ILPH Wardle	0	9	4	7	10	1	4	0	10	10	55	30	15	100	62.50	4th
66	Michelle Mills	Scully	2	0	10	0	10	0	2	0	10	10	44	30	0	74	46.25	6th
67	Terri Amber	Lady Galadriel	0	7	7	7	7	0	0	1	10	7	46	0	24	70	43.75	
68	Kim Bonny	Appledore Fandango	10	0	7	0	7	0	5	8	0	0	37	0	10	47	29.38	
69	Sarah Thurnell	Brilyn Bashful	7	9	10	4	10	7	0	9	10	7	73	30	10	113	70.63	2nd

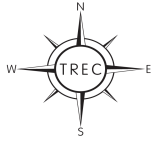


BHS TREC - Overall Class Scoresheet

Class: 2 - Open Unaffiliated Individual

No	Rider Name	Horse Name	PTV Obstacles										Control of Paces		Overall			
			1 Ridden S-Bend	2 Jump	3 Ridden Corridor	4 Ridden Low Branches	5 Bending	6 Rein-Back	7 Led Corridor	8 Led S-Bend	9 Immobility	10 Led Weighbridge	PTV Total	Canter Score	Walk Score	Score	%	PLACE
61	Alex Pyper	Jasmine	6	9	7	4	7	10	5	2	10	10	70	0	0	70	43.75	
62	Jan Oldham	Josh	10	9	7	7	7	10	0	9	1	10	70	30	19	119	74.38	4th
64	Rachel Wilmot	Grindle	10	9	10	7	7	10	10	9	7	10	89	30	8	127	79.38	1st
65	Ina West	ILPH Wardle	3	9	7	7	10	10	4	5	10	10	75	30	15	120	75.00	3rd
69	Sarah Thurnell	Brilyn Bashful	6	9	10	0	10	6	0	6	4	7	58	30	12	100	62.50	6th
70	Fiona Thurnell	Humbug	8	8	7	4	4	0	10	8	10	1	60	0	12	72	45.00	
71	Michelle Myatt	Nel	0	0	0	2	0	0	0	0	0	10	12	0	0	12	7.50	
72	Helen Henderson	Jubilee Jasmine	9	8	5	10	10	0	5	5	10	7	69	0	0	69	43.13	
73	Julia Lowe	Gypsy	5	9	4	0	7	2	5	8	0	10	50	0	12	62	38.75	
74	Paula Wroath	Maverick	6	8	0	7	7	3	2	1	10	10	54	0	5	59	36.88	
75	Victoria Sedgley	Ebony	9	0	0	0	7	0	0	8	0	0	24	0	0	24	15.00	
76	Sarah Burrows	Logan Tudor Bay	9	8	7	7	7	3	5	6	10	7	69	0	11	80	50.00	
77	Tracy Galt	Branaghan	2	0	0	0	0	0	2	8	10	10	32	0	13	45	28.13	
78	Jenna Slater	Beau Selecta	8	9	0	0	7	0	4	2	10	10	50	0	0	50	31.25	
81	Terri Amber	Llandian Morwen	0	0	7	0	7	0	5	4	10	0	33	0	0	33	20.63	
82	Janice Carley	Jackpot	9	0	7	0	7	7	4	5	7	10	56	0	0	56	35.00	
83	Bev Stevens	Hooray4Henry	10	8	10	7	7	7	4	10	10	10	83	30	7	120	75.00	2nd
84	Kirsty Wylde	Iona	10	9	10	4	7	10	10	10	10	10	90	7	16	113	70.63	5th
85	Steph Davis	Just Jilly	9	9	0	4	7	0	4	10	10	10	63	1	16	80	50.00	
102	Natalie Cook	William	6	9	0	0	7	0	0	1	4	10	37	0	0	37	23.13	
110	Ingela Shaw	Charles	8	0	7	0	7	0	2	9	0	10	43	0	2	45	28.13	






BHS TREC - Overall Class Scoresheet

Class: 4 - *Newcomers Affiliated Individual*

No	Rider Name	Horse Name	PTV Obstacles										Control of Paces		Overall			
			1 Led Weighbridge	2 Immobility	3 Led S-Bend	4 Led Corridor	5 Mount (Ground)	6 Rein-Back	7 Bending	8 Jump	9 Ridden Corridor	10 Ridden Low Branches	PTV Total	Canter Score	Walk Score	Score	%	PLACE
98	Molly Wyide	Iona	10	10	6	5	0	0	5	0	7	0	43	0	3	46	28.75	
87	Ellie Hinton	Midnight Romeo	7	0	8	7	0	0	7	9	10	10	58	30	9	97	60.63	2nd
99	Gilly Hasberry	Tierra AJG	10	0	0	5	0	0	7	10	10	7	49	30	1	80	50.00	4th
100	Annette Hornbuckle	Castlecoote Westside	7	0	9	0	4	0	7	10	10	0	47	0	6	53	33.13	6th
103	Janet Jones	Spring	4	0	0	5	0	0	7	8	7	0	31	0	8	39	24.38	
104	Jayne Neal Slaney	Montemoss	10	10	6	5	0	0	7	7	7	0	52	0	15	67	41.88	5th
109	Sue Watts	Molly	10	10	6	0	0	1	7	10	10	0	54	23	11	88	55.00	3rd
105	Helen Isherwood	Beckham	10	10	6	10	0	6	7	10	10	2	71	30	12	113	70.63	1st
86	Samantha Wakes	Crafty Toledo	1	10	6	2	0	1	7	0	7	0	34	0	0	34	21.25	



BHS TREC - Overall Class Scoresheet

Class: 5 - *Newcomers Unaffiliated Individual*

No	Rider Name	Horse Name	PTV Obstacles										Control of Paces		Overall			
			1 Led Weighbridge	2 Immobility	3 Led S-Bend	4 Led Corridor	5 Mount (Ground)	6 Rein-Back	7 Bending	8 Jump	9 Ridden Corridor	10 Ridden Low Branches	PTV Total	Canter Score	Walk Score	Score	%	PLACE
101	Suzanne Dakin	Rushin Ozzie	10	10	2	5	0	0	4	0	7	0	38	13	13	64	40.00	
86	Samantha Wakes	Crafty Toledo	10	0	2	5	0	10	7	0	10	0	44	0	3	47	29.38	
94	Jane Baker	Duchess	10	8	9	0	0	0	7	0	7	2	43	4	8	55	34.38	6th
96	Karen Cooper	Edward	7	0	0	5	0	0	7	8	7	0	34	9	12	55	34.38	
95	Sue Hemshall	Hacendoso	0	0	10	5	0	6	7	8	10	5	51	30	0	81	50.63	4th
97	Emma Oakden	Spider	10	10	3	5	10	10	7	10	10	7	82	30	13	125	78.13	2nd
103	Janet Jones	Spring	10	0	9	2	0	0	4	9	10	2	46	30	13	89	55.63	3rd
104	Jayne Neal Slaney	Montemoss	0	10	10	5	10	0	7	8	7	5	62	0	10	72	45.00	5th
105	Helen Isherwood	Beckham	10	10	10	10	0	10	7	10	10	5	82	30	13	125	78.13	1st